

Inlet filter, front side mounting



C14  
  
 70° C



### Description

- Panel Mount:  
Screw-on from front side
- 2 Functions:  
Inlet Protection class I, Line-filter in standard version
- Quick connect terminals 6.3 x 0.8 mm

### Approvals

- VDE License Number: 40004665
- UL License Number: E72928

### Characteristics

- Compact design with optimal shielding
- All single elements are already wired
- Universal line filter for standard applications
- Qualified for use in equipment according IEC/EN 60950

### References

[General Product Information](#)

### Weblinks

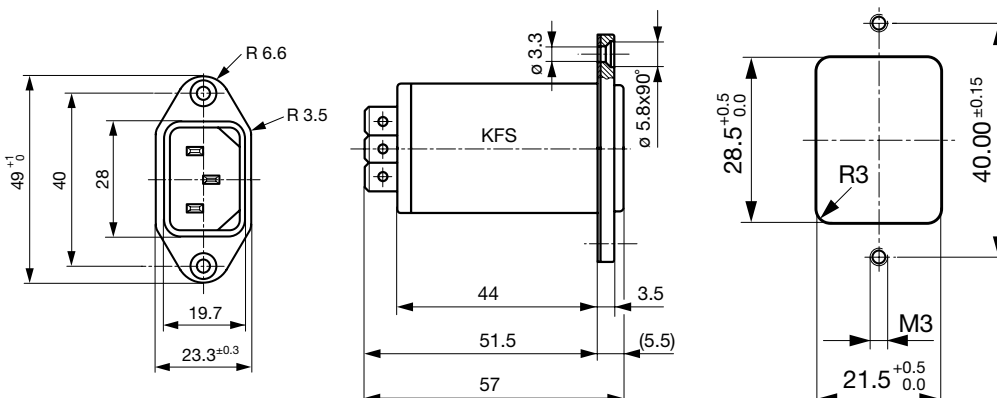
[Approvals, RoHS, CHINA-RoHS, e-Store, SCHURTER-Stock-Check, Distributor-Stock-Check](#)

### Technical Data

Ratings IEC	1 - 10A @ Ta 40 °C / 250VAC; 50Hz
Ratings UL/CSA	1 - 10A @ Ta 40 °C / 125VAC; 60Hz
Leakage Current	standard < 0.5 mA (250V / 60Hz)
Dielectric Strength	> 1.7 kVDC between L-N > 2.7 kVDC between L/N-PE Test voltage (2 sec)
Impulse Withstand Voltage	> 2.5 kV between L-N (CX2) > 5 kV between L/N-PE
Allowable Operation Temp.	-25 °C to 85 °C
Climatic Category	25/085/21 acc. to IEC 60068-1
Degree of Protection	from front side IP 40 acc. to IEC 60529
Protection Class	Suitable for appliances with protection class I acc. to IEC 61140
Terminal	Quick connect terminals 6.3 x 0.8 mm
Panel Thickness s	Screw-on: max 8 mm Mounting screw torque max 0.5 Nm
Material: Housing	Thermoplastic, black, UL 94V-0

Appliance-Inlet /-Outlet	C14 acc. to IEC/EN 60320-1, UL 498, CSA C22.2 no. 42 (for cold condition) pin-temperature 70 °C, 10 A, Protection class I
Line Filter	Standard Version, IEC 60939, IEC 60601-1, UL 1283, UL 544, EN 133 200, CSA C22.2 no. 8 <a href="#">Technical details</a>
MTBF	> 3'100'000 h acc. to MIL-HB-217 F

### Dimensions

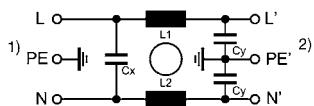


## Technical Data of Filter-Components

Rated Current [A]	Filter-Type	Inductances L [mH]	Capacitance CX [nF]	Capacitance CY [nF]
1	Standard Version	2 x 10	47	2.2
2	Standard Version	2 x 4	47	2.2
4	Standard Version	2 x 1.5	47	2.2
6	Standard Version	2 x 0.8	47	2.2
10	Standard Version	2 x 0.3	47	2.2

## Diagrams

Standard version



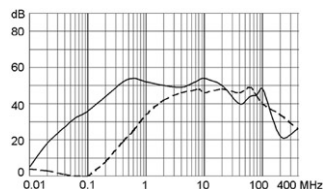
- 1) Line
- 2) Load

## Attenuation Loss

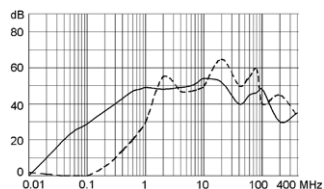
--- differential mode \_\_\_\_ common mode

Standard version

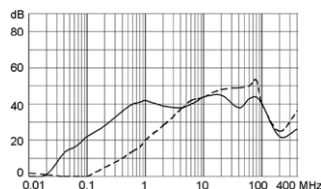
1 A



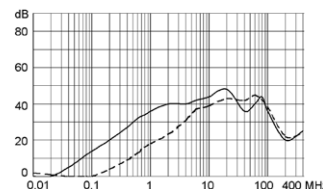
2 A



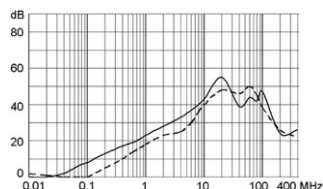
4 A



6 A



10 A



## Variants

[Distributor-Stock-Check](#) | [SCHURTER-Stock-Check](#) | [e-Store](#)

Type	Rated Current [A]	Filter-Type	CX Class	Order Number
KFS	1	Standard Version	X2	4300.5051
KFS	2	Standard Version	X2	4300.5052
KFS	4	Standard Version	X2	4300.5053
KFS	6	Standard Version	X2	4300.5054
KFS	10	Standard Version	X2	4300.5055

## Packaging unit

10 Pcs

Accessory

Description



Assorted Covers  
Rear Cover

0859.0048



Cord retaining kits  
Cord retaining strain relieve

Flat head, Z

0888.0021

Countersunk, C

4700.0003